


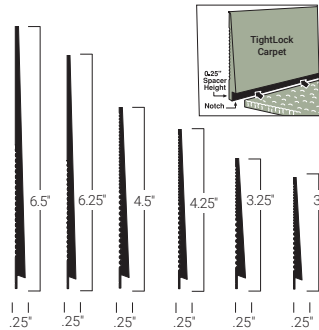
# TIGHTLOCK WALL BASE SYSTEM

## Lock It

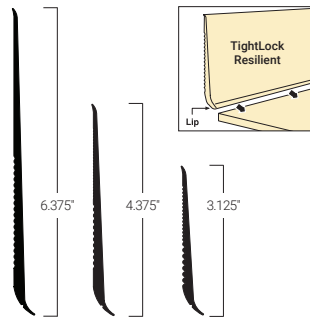
When we say TightLock Carpet Base comes first, it really does. Its notched design allows it to be installed before the carpeting and carpet tile, and remain in place when changing out the flooring too. This saves time and money on re-installation and wall repairs. Plus, this durable, high-performance base can stay in place longer, making it a more sustainable choice. Also available in a Resilient Base, TightLock provides a cove base look with a more subtle radius. With a unique tapered design, the resilient base accommodates any commercial flooring and delivers a tight, clean, finished appearance year after year.



**TIGHTLOCK CARPET**



**TIGHTLOCK RESILIENT**



3 standard heights: 2.5" (64 mm), 4" (102 mm), 6" (153 mm) or 4.5" (114 mm) in DC only

Available in Dura-Cove Rubber (type TP)  
1/8" (3.175 mm) and vinyl (type TV)  
.080" (2 mm) or 1/8" (3.175 mm)

Standard heights available in toe or toeless

4" sections and coils available

Manufactured inside and outside corners available

4.5", 8", 9" and 10" heights are special order; call for details

4.5" in Dura-Cove only

**TightLock for carpet:**

3.25" (83 mm), 3" (76 mm) face  
4.5" (114 mm), 4.25" (108 mm) face  
6.5" (165 mm), 6.25" (159 mm) face

**TightLock for resilient flooring:**

3.125" (79 mm)  
4.375" (111 mm)  
6.375" (162 mm)

**Recycled Content:** Pre-consumer 14%